

ADDENDUM #1



CONTRA COSTA COMMUNITY COLLEGE DISTRICT

L-1209 LMC CAMPUS RE-KEY PROJECT

Los Medanos College
2700 E Leland Rd, Pittsburg, CA 94565

Date: August 15, 2023

NOTICE TO ALL CONTRACTORS

You are hereby notified of the following changes, clarifications and/or modifications to the original Contract Documents, Project Manual, Drawings, Specifications and/or previous Addenda. This Addendum shall supersede the original Contract Documents and previous Addenda wherein it contradicts the same, and shall take precedence over anything to the contrary therein. All other conditions remain unchanged.

This Addendum forms a part of the Contract Documents and modifies the original Contract Documents dated **July 21, 2023**. Acknowledge receipt of this Addendum in space provided on the Bid Proposal Form. Failure to acknowledge may subject Bidder to disqualification.

A. DELETIONS, ADDITIONS, CHANGES, REVISIONS

Item:

- 1. REPLACE: Technical Specification L-1209 Keymark Hardware List – Purchase Only.**
DELETE existing Technical Specification L-1209 Keymark Hardware List – Purchase Only dated 7/19/2023, in its entirety, and **REPLACE WITH** new Technical Specification L-1209 Hardware List – Purchase Only – ADDENDUM #1, dated 8/15/2023 (attached), in its entirety.
Note: Paclock, AMSEC, Key Systems, Hudson Lock, and Luckyline products have been added to the purchase only list. Contractor will **not** be responsible for locating and installing padlocks with chains that was discussed on the bid walk.
- 2. REPLACE: Technical Specification L-1209 Hardware List – Contractor Install.**
DELETE existing Technical Specification L-1209 Hardware List – Contractor Install, dated 7/19/2023, in its entirety, and **REPLACE WITH** new Technical Specification L-1209 Hardware List – Contractor Install – ADDENDUM #1, dated 8/15/2023 (attached), in its entirety.

ADDENDUM #1

Note: Paclock, AMSEC, Key Systems, Hudson Lock, and Luckilyline products have been removed from this list. Contractor will **not** be responsible for locating and installing padlocks with chains that was discussed on the bid walk.

3. REPLACE: Technical Specification L-1209 Door Install List with Hardware Groups.

DELETE existing Technical Specification L-1209 Door Install List with Hardware Groups, dated 7/19/2023, in its entirety, and **REPLACE WITH** new Technical Specification L-1209 Door Install List with Hardware Groups – ADDENDUM #1, dated 8/15/2023 (attached), in its entirety.

Note: Removed the installation of the intelligent key box. Removed the transformers and gates from the list that required padlock installation. Removed all Brentwood doors.

4. Requests for Information/Responses

Q.1 Will the District accept the D28 – Doors, Gates and Activating Devices license?

A.1 Yes the District will accept a contractor with the D28 license for this project.

Q.2 A mounting for the padlocks on the Transformers, was mentioned on the walk. Is there a part number for this?

A.2 The part number for the padlock includes factory installed chain leash. As noted above the installation of the padlocks has been removed from the scope.

Q.3 Should adjustments, needed on existing openings that were not latching properly, be included in the bid. If so, how?

A.3 Do not include any adjustments of existing doors that do not latch properly in the bid.

Q.4 Does the California Assembly bill AB3205 with CA Educ Code § 17583 (2022) & (copy attached) requiring Safe School Locks, apply to this project?

A.4 The requirement of classroom security locks per California Assembly bill AB3205 does not apply to Community College Campuses. The requirement is for state funded K-12 school projects only.

Q.5 What is the minimum requirement for Bidders bonding capacity?

A.5 The District does not require additional bonding capacity beyond what is required in the bid documents. See Sections 00100 and 00200 for the requirements on bid bond, performance bond, and payment bond.

5. Add: Meeting Minutes from Mandatory Pre-Bid Meeting, dated August 3, 2023.

ADDENDUM #1

B. If you have any questions regarding this Addendum, please contact:

Ms. Amy Sterry, Director of Purchasing and Contract Services
Contra Costa Community College District
500 Court St., Martinez, CA 94553
Email: asterry@4cd.edu
Facsimile: 925-229-6955;

All other terms and conditions of BID are to remain the same.

ATTACHMENTS

- NEW Technical Specification L-1209 Hardware List – Purchase Only – ADDENDUM #1, dated 8/15/2023
- NEW Technical Specification L-1209 Hardware List – Contractor Install – ADDENDUM #1, dated 8/15/2023
- New Technical Specification L-1209 Door List with Hardware Groups – ADDENDUM #1, dated 8/15/2023
- Meeting Minutes from Mandatory Pre-Bid Meeting

L-1209 Hardware List - Purchase Only - Addendum 1 - 8/15/2023

1. This hardware list is based on take-offs of the door and hardware lists.

Prepared by:
Matthew Slayter
Complete Security, Inc.
San Francisco, CA

L-1209 Hardware List - Purchase Only - Addendum 1 - 8/15/2023

| Manufacturer | Part Number | Are Substitution Acceptable | Description | Order Quantity |
|------------------|----------------------------|-----------------------------|---|----------------|
| Medeco/Keymark | VKC-322301-N-26-XXX-M | No | Corbin/Ruswin 6 Pin Full Size Interchangeable Core, Brushed Chrome, Proprietary End User X4 Keymark Keyway, Visual Key Control with Serial Number on Core Face per List | 2127 |
| Medeco/Keymark | KYB-32X900-XXX-99 | No | Key Blank - Proprietary End User Restricted X4 Keymark Keyway, Serial Numbered per List | 2000 |
| Medeco/Keymark | CN - Dies | No | Standard Key Blank Coining Die | 1 |
| Medeco/Keymark | 95-001100 | No | Medeco/Keymark Restricted X4 Key Punch Machine | 1 |
| Medeco/Keymark | K-4001 | No | Medeco/Keymark Pin Kit for Restricted X4 Cores | 1 |
| Medeco/Keymark | CP-286350 | No | Key Decoder - Restricted X4 | 2 |
| Medeco/Keymark | CP-282500 | No | Interchangeable Core Pinning Block | 2 |
| Medeco/Keymark | CP-282530 | No | Interchangeable Core Pin Ejector | 2 |
| Medeco/Keymark | CP-282540 | No | Interchangeable Core Hand Capping Punch | 2 |
| Medeco/Keymark | PX-KYLUBE-11 | No | Fluid Film Lock Lubricant | 4 |
| Medeco/Keymark | EA-100260-MD0 | No | Intelligent Key Cabinet - Main Cabinet holds 128 Rings | 1 |
| Medeco/Keymark | SW-500141 | No | Intelligent Key Cabinet Software | 1 |
| Medeco/Keymark | EA-300242 | No | Intelligent Key Cabinet - iFob | 5 |
| Paclock | LFIC-COR-2A-2" Shackle-RED | Yes | Padlock, Red Body, 2" Shackle Length, 5/16" Shackle Thickness, Corbin 6 pin Full Size Interchangeable Core | 77 |
| Paclock | Chain, Steel, 100 Series | Yes | Padlock Chain for 5/16" Shackle Thickness - Attached to padlocks at factory | 77 |
| Paclock | LFIC-COR-2173A-RED | Yes | Puck Lock, Red Body, Corbin 6 pin Full Size Interchangeable Core | 10 |
| Paclock | LFIC-COR-1A-2" Shackle-RED | Yes | Padlock, Red Body, 2" Shackle Length, 1/4" Shackle Thickness, Corbin 6 pin Full Size Interchangeable Core | 207 |
| Paclock | LFIC-COR-1A-3" Shackle-RED | Yes | Padlock, Red Body, 3" Shackle Length, 1/4" Shackle Thickness, Corbin 6 pin Full Size Interchangeable Core | 39 |
| Paclock | Chain, Steel, 90 Series | Yes | Padlock Chain for 1/4" Shackle Thickness - Attached to padlocks at factory | 246 |
| AMSEC | HAS410 | No | Intelligent Key Cabinet Emergency Release Tool Storage Safe | 1 |
| Key Systems | 279 | Yes | Tamperproof Key Ring 1" | 16 |
| Key Systems | 278 | Yes | Tamperproof Key Ring 1-5/8" | 62 |
| Key Systems | 270 | Yes | Tamperproof Key Ring 2" | 62 |
| Key Systems | 277 | Yes | Tamperproof Key Ring 3" | 12 |
| Key Systems | 272 | Yes | Tamperproof Key Ring 4" | 4 |
| Key Systems | 281 | Yes | Tamperproof Key Ring Starter Kit (includes tools) | 1 |
| Hudson Lock, LLC | HPC1200CMB Codecard C3 | No | Restricted X4 CodeCard for HPC 1200CM | 1 |
| Hudson Lock, LLC | CW-1012 | Yes | Cutter for HPC 1200CM | 1 |
| LuckyLine | 26012 | Yes | Brass Tag 1-1/4" (box of 100) | 2 |

L-1209 Hardware List - Contractor Install - Addendum 1 - 8/15/2023

1. This hardware list is based on take-offs of the door and hardware lists.
2. Bidder should verify quantities.

Prepared by:
Matthew Slayter
Complete Security, Inc.
San Francisco, CA

L-1209 Hardware List - Contractor Install - Addendum 1 - 8/15/2023

| Manufacturer | Part Number | Are Substitution Acceptable | Description | Order Quantity |
|---------------|---------------------------------------|-----------------------------|---|----------------|
| Corbin/Ruswin | CL3151-NZD-626-CL6 | No | Cylindrical Lockset, Grade 1, Entrance or Office Function, Corbin/Ruswin 6 Pin Full Size Interchangeable Core Cylinder Prep | 66 |
| Corbin/Ruswin | CL3155-NZD-626-CL6 | No | Cylindrical Lockset, Grade 1, Classroom Function, Corbin/Ruswin 6 Pin Full Size Interchangeable Core Cylinder Prep | 39 |
| Corbin/Ruswin | CL3157-NZD-626-CL6 | No | Cylindrical Lockset, Grade 1, Storeroom Function, Corbin/Ruswin 6 Pin Full Size Interchangeable Core Cylinder Prep | 49 |
| Corbin/Ruswin | CR1070-114-A01-6-626 | Yes | Corbin/Ruswin 6 Pin Full Size Interchangeable Mortise Cylinder Housing, Brushed Chrome, Cloverleaf Cam | 7 |
| Corbin/Ruswin | CR1070-114-A02-6-626 | Yes | Corbin/Ruswin 6 Pin Full Size Interchangeable Mortise Cylinder Housing, Brushed Chrome, Standard Cam | 47 |
| Corbin/Ruswin | CR1070-138-A02-6-626 | Yes | Corbin/Ruswin 6 Pin Full Size Interchangeable Mortise Cylinder Housing, Brushed Chrome, Standard Cam | 2 |
| Corbin/Ruswin | CR1070-134-A02-6-626 | Yes | Corbin/Ruswin 6 Pin Full Size Interchangeable Mortise Cylinder Housing, Brushed Chrome, Standard Cam | 8 |
| Corbin/Ruswin | CR1070-114-A03-6-626 | Yes | Corbin/Ruswin 6 Pin Full Size Interchangeable Mortise Cylinder Housing, Brushed Chrome, AdamsRite Cam | 55 |
| Corbin/Ruswin | DL3213-626-CL6 | No | Deadbolt, Grade 1, Brushed Chrome, Corbin/Ruswin 6 Pin Full Size Interchangeable Mortise Cylinder Prep | 10 |
| Corbin/Ruswin | CR3070-178-6-626-CL6 | Yes | Corbin/Ruswin 6 Pin Full Size Interchangeable Rim Cylinder Housing, Brushed Chrome | 81 |
| Corbin/Ruswin | P657ET-613 | No | Corbin/Ruswin Pull Trim: P6 Nightlatch for ED7200 | 21 |
| Corbin/Ruswin | 303F25-626 | Yes | 5/16" Collar for Aluminum Door Cylinder | 23 |
| Corbin/Ruswin | 267F97-626 | Yes | 5/8" Solid Cylinder Ring | 9 |
| Corbin/Ruswin | 631F288 | No | Corbin/Ruswin 6 Pin Full Size Interchangeable Core Tailpiece Kit for CL3100 Series | 30 |
| Don-Jo | BF-161-PC | Yes | Filler Plate, 2-5/8" Diameter | 9 |
| Don-Jo | EF-160-PC | Yes | Filler Plate, 1" x 2-1/4" | 9 |
| Don-Jo | EF-161S-PC | Yes | Filler Plate, 1-1/8" x 2-3/4" | 9 |
| Don-Jo | 4-2-CW-630 | Yes | Wrap Plate | 3 |
| Don-Jo | 12-2-CW-630 | Yes | Wrap Plate | 2 |
| Don-Jo | RP-13545-2-630 | Yes | Remodeler Plate 9" | 3 |
| Don-Jo | AR-335-630 | Yes | Door Thickness Adapter (2 in pack) | 7 |
| Kaba-ILCO | 7160-26D | Yes | Mortise Dummy Cylinder 1" | 1 |
| Kaba-ILCO | 869-00-10 | Yes | Mortise Cylinder Lock Nut | 1 |
| Schlage | ND94JDCO6-RHO-626-13-247-10-013-314EI | No | Classroom Lock Extended Inside RHR/LHR, Corbin 6 Pin Full Size Interchangeable Core | 4 |
| Schlage | ND10S-RHO-626-13-248-10-013-314EO | No | Passage Set Extended Outside RH/LH | 4 |

L-1209 Door Install List With Hardware Groups - Addendum 1 - 8/15/2023

Notes:

1. Door List is sorted by Campus/Building/Floor
2. Hardware groups indicated with gold background are core only. No hardware to install.
3. Totals of each hardware group are at bottom of list.
4. All Brentwood location is materials only.

Prepared by:
Matthew Slayter
Complete Security, Inc.
San Francisco, CA

L-1209 Door Install List With Hardware Groups - Addendum 1 - 8/15/2023

| Campus | Bldg | Flr | Dr # | Room Use | B1 | B2 | B3 | B4 | B5 | D | E | G | H | J1 | J2 | J3 | K | L | N1 | N2 | N3 | Q | R1 | R2 | R3 | Y | AA | AB1 | AB2 | AB3 | AC | AD | AE | AF | AG | AH | AI | AK2 | AV | BA | BB | BD | BE | BF | BG | | | | | | | | | | | |
|--------|------|-----|----------------------|--|----|----|----|----|----|---|---|---|---|----|----|----|---|---|----|----|----|---|----|----|----|---|----|-----|-----|-----|----|----|----|----|----|----|----|-----|----|----|----|----|----|----|----|--|--|--|--|--|--|--|--|--|--|--|
| LMC | CC | 3 | 816 | Old Cafeteria Office | 1 | | | | | | | | | | | | | | | | | | | | | | | | | | | | | | | | | | | | | | | | | | | | | | | | | | | |
| LMC | CC | 3 | Entry | North west vestibule between Old Bookstore and Music | | | | | | | | | | | | | | | | | 3 | | | | | | | | 1 | | | | | | | | | | | | | | | | | | | | | | | | | | | |
| LMC | CC | 3 | 810 | Side Entry Old Bookstore facing Music | | | | | | | | | | | | | | | | | 1 | | | | | | | | | | | | | | | | | | | | | | | | | | | | | | | | | | | |
| LMC | CC | 3 | 810 | Old Bookstore Door local Alarms | | | | | | | | | | | | | | | | | | | | | | | | | | | | | | | | | | | | | | | | | | | | | | | | | | | | |
| LMC | CC | 3 | 812 | Old Bookstore Office | | | | | | 1 | | | | | | | | | | | | | | | | | | | | | | | | | | | | | | | | | | | | | | | | | | | | | | |
| LMC | CC | 3 | 810 | Main Entry old bookstore | | | | | | | | 4 | | | | | | | | | | | | | | | | | | | | | | | | | | | | | | | | | | | | | | | | | | | | |
| LMC | CC | 3 | 812 | Office inside old bookstore | | | | | | 1 | | | | | | | | | | | | | | | | | | | | | | | | | | | | | | | | | | | | | | | | | | | | | | |
| LMC | MU | 3 | 2704 | Custodian next to Men's Restroom inside Music Bldg | | | 1 | | | | | | | | | | | | | | | | | | | | | | | | | | | | | | | | | | | | | | | | | | | | | | | | | |
| LMC | MU | 3 | 775 | Men's Restroom inside Music Bldg | | | | | | | 1 | | | | | | | | | | | | | | | | | | | | | | | | | | | | | | | | | | | | | | | | | | | | | |
| LMC | MU | 3 | 2703 | Electrical Room inside Men's RR inside Music Bldg | | | | | | | | | | | 1 | | | | | | | | | | | | | | | | | | | | | | | | | | | | | | | | | | | | | | | | | |
| LMC | MU | 3 | 774 | Women's Restroom inside Music Bldg | | | | | | | 1 | | | | | | | | | | | | | | | | | | | | | | | | | | | | | | | | | | | | | | | | | | | | | |
| LMC | MU | 3 | 2702 | IT/IDF no CR inside CC | | | 1 | | | | | | | | | | | | | | | | | | | | | | | | | | | | | | | | | | | | | | | | | | | | | | | | | |
| LMC | MU | 3 | 2701 | Custodial | | | 1 | | | | | | | | | | | | | | | | | | | | | | | | | | | | | | | | | | | | | | | | | | | | | | | | | |
| LMC | MU | 3 | 702A Outside | Recording Arts (702 Booth) | | | | | | | | | | | | | | | | | | | | | | | | | | | | | | | | | | | | | | | | | | | | | | | | | | | | |
| LMC | MU | 3 | 702A Inside | Recording Arts (702 Booth) | | | | | | | | | | | | | | | | | | | | | | | | | | | | | | | | | | | | | | | | | | | | | | | | | | | | |
| LMC | MU | 3 | 702B Outside (North) | Vestibule room 702A to 702B (702 Booth) | | | | | | | | | | | | | | | | | | | | | | | | | | | | | | | | | | | | | | | | | | | | | | | | | | | | |
| LMC | MU | 3 | 702B Inside (North) | Vestibule room 702A to 702B (702 Booth) | 1 | | | | | | | | | | | | | | | | | | | | | | | | | | | | | | | | | | | | | | | | | | | | | | | | | | | |
| LMC | MU | 3 | 702B Outside (South) | Recording Arts (702 Booth) | | | | | | | | | | | | | | | | | | | | | | | | | | | | | | | | | | | | | | | | | | | | | | | | | | | | |
| LMC | MU | 3 | 702B Inside (South) | Recording Arts (702 Booth) | | | | | | | | | | | | | | | | | | | | | | | | | | | | | | | | | | | | | | | | | | | | | | | | | | | | |
| LMC | MU | 3 | 703C | Entrance from CC to 702 | | | | | | | | | | | | | | | | | | 1 | | | | | | | | | | | | | | | | | | | | | | | | | | | | | | | | | | |
| LMC | MU | 3 | 703E | Entrance from CC to 703 (Storage) | | | | 1 | | | | | | | | | | | | | | | | | | | | | | | | | | | | | | | | | | | | | | | | | | | | | | | | |
| LMC | MU | 3 | 703S | Storage from inside MU building | | | | 1 | | | | | | | | | | | | | | | | | | | | | | | | | | | | | | | | | | | | | | | | | | | | | | | | |
| LMC | MU | 3 | 703B | Storage in vestibule entry btwn 702 & 703 | 1 | | | | | | | | | | | | | | | | | | | | | | | | | | | | | | | | | | | | | | | | | | | | | | | | | | | |

L-1209 Door Install List With Hardware Groups - Addendum 1 - 8/15/2023

Hardware Groups Specified

| | |
|-----------|--|
| A | 322301-26 |
| B | CL3100 see B1-B4 |
| B1 | CL3151-NZD-626-CL6, 322301-26 |
| B2 | CL3155-NZD-626-CL6, 322301-26 |
| B3 | CL3157-NZD-626-CL6, 322301-26 |
| B4 | CL3155-NZD-626-CL6, 322301-26, Donjo 4-2-CW |
| B5 | CL3151-NZD-626-CL6, 322301-26, Donjo 12-2-CW |
| C | 322301-26 |
| D | 322301-26 |
| E | CR1070-114-A02-6-626, 267F97-626, 322301-26 |
| F | 322301-26 |
| G | CR1070-114-A03-6-626, 322301-26 |
| H | CR1070-114-A01-6-626, 322301-26 |
| I | 322301-26 |
| J | CL3100 see J1-J3 |
| J1 | CL3151-NZD-626-CL6, 322301-26 |
| J2 | CL3155-NZD-626-CL6, 322301-26 |
| J3 | CL3157-NZD-626-CL6, 322301-26 |
| K | DL3213-626-CL6, 322301-26 |
| L | 322301-26 |
| M | 322301-26 |
| N | CL3100 see N1-N3 |
| N1 | CL3151-NZD-626-CL6, 322301-26 |
| N2 | CL3155-NZD-626-CL6, 322301-26 |
| N3 | CL3157-NZD-626-CL6, 322301-26 |
| O | 322301-26 |
| P | 322301-26 |
| Q | P657ET-613, CR3070-178-6-626-CL6, 322301-26 |
| R | CL3100 see R1-R3 |
| R1 | CL3151-NZD-626-CL6, 322301-26 |
| R2 | CL3155-NZD-626-CL6, 322301-26 |
| R3 | CL3157-NZD-626-CL6, 322301-26 |
| S | not used |
| T | not used |
| U | 322301-26 |
| V | 322301-26 |
| W | LFIC-COR-1A-3" Shackle-RED, Chain-Steel-for 5/16" Shackle, 322301-26 |
| X | 322301-26 |
| Y | CR1070-114-A02-6-626, 322301-26 |
| Z | 322301-26 |


| | |
|------------|---|
| AA | CR1070-138-A02-6-626, 322301-26 |
| AB | CL3100 see AB1-AB4 |
| AB1 | CL3151-NZD-626-CL6, 322301-26 |
| AB2 | CL3155-NZD-626-CL6, 322301-26 |
| AB3 | CL3157-NZD-626-CL6, 322301-26 |
| AC | CR3070-178-6-626-CL6, 322301-26 |
| AD | CR3070-178-6-626-CL6, 322301-26 |
| AE | CR3070-178-6-626-CL6, 322301-26 |
| AF | CR3070-178-6-626-CL6, 322301-26 |
| AG | CR1070-114-A02-6-626, 322301-26 |
| AH | CR1070-114-A02-6-626, 322301-26 |
| AI | CR1070-114-A02-6-626, 322301-26 |
| AJ | 322301-26 |
| AK | CL3100 see AK1-AK3 |
| AK1 | not used |
| AK2 | CL3155-NZD-626-CL6, 322301-26 |
| AK3 | not used |
| AL | CR3070-178-6-626-CL6, 322301-26 |
| AM | not used |
| AN | LFIC-COR-1A-2" Shackle-RED, Chain-Steel-for 1/4" Shackle, 322301-26 |
| AO | not used |
| AP | 322301-26 |
| AQ | not used |
| AR | 322301-26 |
| AS | not used |
| AT | LFIC-COR-1A-3" Shackle-RED, Chain-Steel-for 1/4" Shackle, 322301-26 |
| AU | not used |
| AV | CR1070-114-A03-6-626, 303F25-626, 322301-26 |
| AW | 322301-26 |
| AX | not used |
| AY | LFIC-COR-2173S-RED, 322301-26 |
| AZ | not used |
| BA | BF-161, EF-160, EF-161S |
| BB | 7160-26D, 869-00-10, 303F25-626 |
| BC | not used |
| BD | Intelligent Key Cabinet and accessories |
| BE | ND94JDCO6-RHO-626-13-247-10-013-314EI, 322301-26, AR-335-630, 322301-26 |
| BF | ND10S-RHO-626-13-248-10-013-314EO,RP-13545-2-630, AR335-630 |
| BG | ND10S-RHO-626-13-248-10-013-314EO, RP-13545-2-630, AR-335-630 |

L-1209 Door Install List With Hardware Groups - Addendum 1 - 8/15/2023

| Existing Hardware | | Hardware Desires | |
|-------------------|--|------------------|---|
| A | Adams Rite Mort 613 IC | AA | Corbin Mort Panic Bar Non IC 613, 138 length mort cyl |
| B | Corbin Knob KIL 613 2 3/4 Backset | AB | Corbin Lever 626 Non IC |
| C | Corbin Lever 626 IC | AC | Von Duprin Rim Non IC 626 |
| D | Sliding Door Non IC 613 | AD | Von Duprin Concealed Vertical Rod Non IC 613 |
| E | Kwikset Mortise 613 | AE | Von Duprin Concealed Vertical Rod Non IC 626 |
| F | Padlock IC | AF | Von Duprin Rim Non IC 613 |
| G | Adams Rite Mort Non IC 613 | AG | Mort Cyl standard Cam Non IC |
| H | Corbin Mort Non IC 613 | AH | Corbin Mort Deadbolt Non IC 613 |
| I | Corbin Mort IC Standard Cam | AI | Schlage IC Mort |
| J | Corbin Lever Non IC 2-3/4 Backset | AJ | Von Duprin Rim IC 613 |
| K | Corbin Deadbolt 613 2-3/4 Backset | AK | Sargent 11 Series 626 |
| L | Old Schlage Keypad 613 IC Mort | AL | Schlage IC Rim 626 |
| M | VonDuprin Rim 626 IC | AM | Kwikset Lever 626 |
| N | Corbin Lever 613 Non IC | AN | Master padlock short |
| O | Von Duprin Concealed Vertical Rod 626 IC | AO | CO 200 vonduprin KiL 626 |
| P | Corbin Lever 613 IC | AP | Adams rite 626 IC |
| Q | Corbin Rim Panic Bar Non IC 613 | AQ | CO200 626 KiL |
| R | Corbin Knob 626 2-3/4 Backset | AR | Vonduprin Mortise 626 IC |
| S | Corbin Rim Panic Bar IC 613 | AS | Corbin padlock 3 inches |
| T | Corbin Rim Panic bar Non IC 626 | AT | Master padlock 3 inches |
| U | Yale Keypad IC 613 | AU | Corbin padlock 2 inches |
| V | Von Duprin Concealed Vertical Rod 613 IC | AV | Adams rite C keyway 626 |
| W | Padlock Non IC | AW | Corbin Rim panic 626 IC |
| X | Corbin Deadbolt IC 626 | AX | Old schlage keypad 626 non IC |
| Y | Emhart Mort Non IC 626, 134 length cyl | AY | Pucklock not IC |
| Z | Corbin IC Mort 626 | AZ | non IC rim for 2si |
| | | BA | Deadbolt to be removed and cover plates |

| | | | |
|----------|---|-----------|---|
| A | Needs 613 IC cylinder | AA | Needs 613 housing ? Cam + IC cylinder |
| B | Needs 613 2 3/4 backset lever IC + cylinder | AB | Needs 626 2 3/4 backset lever IC + cylinder |
| C | Needs 626 IC cylinder | AC | Needs 626 Rim housing IC + cylinder |
| D | Needs custom door hardware + cylinder | AD | Needs 613 Rim housing IC + cylinder |
| E | Needs 613 housing ? Cam + IC cylinder | AE | Needs 626 Rim housing IC + cylinder |
| F | Needs IC cylinder | AF | Needs 613 Rim housing IC + cylinder |
| G | Needs 613 Housing with AR Cam + IC cylinder | AG | Needs 626 Housing with standard cam + IC cylinder |
| H | needs 613 housing with corbin cam + IC cylinder | AH | Needs 613 Housing with standard cam + IC cylinder |
| I | Needs 626 IC cylinder 626 | AI | Needs 626 Housing with standard cam + IC cylinder |
| J | Needs 613 2 3/4 backset lever IC + cylinder | AJ | Needs 613 IC cylinder |
| K | Needs 613 IC deadbolt 2-3/4 Backset + Cylinder | AK | Needs 626 2 3/4 backset lever IC + cylinder |
| L | Need 613 IC cylinder | AL | Needs 626 Rim housing IC + cylinder |
| M | Needs 626 IC cylinder | AM | Needs 626 2 3/4 backset lever IC + cylinder |
| N | Needs 613 2 3/4 backset lever IC + cylinder | AN | Needs IC padlock 2 inches |
| O | Needs 626 IC cylinder | AO | CO 200 vonduprin KiL 626 what to do? |
| P | Need 613 IC cylinder | AP | Needs 626 IC cylinder |
| Q | Needs 613 Rim housing IC + cylinder + plate? | AQ | CO200 626 KiL what to do? |
| R | Needs 626 2 3/4 backset lever IC + cylinder | AR | Needs 626 IC cylinder |
| S | Need 613 IC cylinder | AS | Needs IC padlock short 3 inches |
| T | Needs 613 Rim housing IC + cylinder + plate? | AT | Needs IC padlock short 3 inches |
| U | Need 613 IC cylinder | AU | Needs IC padlock 2 inches |
| V | Need 613 IC cylinder | AV | Needs 626 Housing with AR Cam + IC cylinder |
| W | Needs IC padlock | AW | Needs 626 IC cylinder |
| X | Needs 626 IC cylinder | AX | Needs 626 IC housing standard cam + cylinder |
| Y | Needs 626 housing ? Cam + IC cylinder | AY | Needs IC puck lock + cylinder |
| Z | Needs 626 IC cylinder | AZ | Needs 626 Rim housing IC + cylinder |
| | | BA | Needs deadbolt covers |

MEETING MINUTES



PROJECT NAME/NO.: L-1209 LMC Campus Re-Key

PRE-BID MEETING, Mandatory

Date: August 3, 2023
Time: 10:00 AM
Location: Los Medanos College
Parking Lot C
2700 E Leland Rd., Pittsburg, CA 94565

I. INTRODUCTIONS AND SIGN IN

- Stefan Johnson, Construction Manager

a. Introduction of Project Team Members in Attendance:

| | |
|-----------------------|---|
| Carlos Montoya, Ed.D. | Vice President of Business & Administrative Services |
| Michael Schenone | Buildings and Grounds (B&G) Manager, LMC |
| Matthew Slayter | Complete Security, Inc. |
| John Mendieta | Complete Security, Inc. |
| Stefan Johnson | Construction Manager - Critical Solutions, Inc. (CSI) |

- b. Sign-in sheet will be circulated and collected by Stefan Johnson; it will be posted to the District's bids webpage.

II. WELCOME AND INTRODUCTORY REMARKS

- L-1209 LMC Campus Re-Key project to procure Keymark IC cores and procure and install new door hardware to accept IC cores.
- An on-site job walk/ field presentation follows this meeting.
- Review bid documents and submit RFIs by Tuesday **August 8**, so responses can be provided in a timely manner.

III. INTRODUCTION & ADDITIONAL REMARKS

- Temporary Keys and Keycards will be provided but must be checked out each day.**

IV. BRIEF PROJECT DESCRIPTION

- Matthew with Complete Securities to go over project in detail:
Provided brief overview of the scope of work within the various rooms:
See attached job walk path and maps.

V. PROJECT WORK RESTRICTIONS (see SECTION 01140 WORK RESTRICTIONS)

- a. Project is to take place over winter break while no faculty on site – goal is to issue NTP the week of September 25. This accounts for procurement time.
- ~~b. Contractor may not use the bathroom facilities for the duration of the project and must provide porta potties and cleaning stations. Location of bathroom facilities to be coordinated with District and approved prior to placement.~~
- c. Staging of material & equipment by contractor to be secured and locked. Staging area or contractor’s storage container to be coordinated with District in advance.
- d. Interruptions to utility service shall be kept to a minimum and shall be as such times and durations as approved ahead of time by the District.
- e. Bidders are encouraged to carefully review Division 0 & 1, specifically Section 00800, referencing Work Restrictions.
- f. Additional work restriction information may be added by addendum.

VI. BID PHASE COMMUNICATIONS & CORRESPONDENCE:

- a. All project-related questions/RFIs must be submitted in writing (email is preferable) to:
Ben Cayabyab, Contracts Manager
Contra Costa Community College District
500 Court St., Martinez, CA 94553
Email: bcayabyab@4cd.edu
- b. **Deadline for receipt of RFIs is Tuesday August 8, 2023, prior to 5:00 PM.**

VII. ADDENDA UPDATE:

- a. Addendum to be issued no later than August 15, 2023.

VIII. BID PHASE SCHEDULE MILESTONES

- **Last day for RFI:** **August 8, 2023, prior to 5:00 p.m.**
- Last Addendum Issued: August 15, 2023
- **Bid Opening:** **August 22, 2023, 2:00 p.m.**
- Award of Contract: September 14, 2023
- Notice to Proceed September 25, 2023 (approximate)

IX. BID OPENING:

- a. **Bids must be received at the Contra Costa Community College District Office at 500 Court St, Martinez, CA by Tuesday, August 22, 2023, prior to 2:00 PM.**
- b. All bids will be time stamped at the reception counter in the building lobby.
- c. Any bid received after the bid opening time will be rejected.

X. BID PACKAGE:

- a. Review your bid package carefully before submitting it. Be sure to include all required documentation, or bid will be rejected.
 - Completed Bid Proposal Form (Section 00300), to include bidder's name and signature.
 - An active CLSB license number, as required in the bid documents.
 - Acknowledgement of any addenda issued.
 - Listing of actively-licensed subcontractors, including license numbers.
 - Bid Bond – 10% of bid Amount.
 - Non-Collusion Affidavit, fully executed.
 - Add/deduct for alternates must be indicated properly.
 - Other documents as required by the Contract Documents.
- b. Bid bond must accompany bid; company checks can be accepted, but no cash will be accepted.
- c. Contact **Ben Cayabyab** if you have additional questions.

XI. CONTRACT DURATION DISCUSSION

- a. Review carefully Section 00600, Construction Agreement
- b. 151 Calendar Days to Substantial Completion (SC)
- c. 30 Calendar Days between SC and Final Completion
- d. Award of contract (NOA) scheduled to be issued the day after approval by the District Board.
- e. Successful Contractor will be required to submit bonds and insurance expeditiously.

XII. SUBSTITUTION REQUESTS MUST COMPLY WITH CONTRACT DOCUMENTS

- a. Reference SECTION 00800, Supplementary General Conditions,
- b. Sample Substitution Request Form is included in bid package.

XIII. SITE JOB WALK/ FIELD PRESENTATION

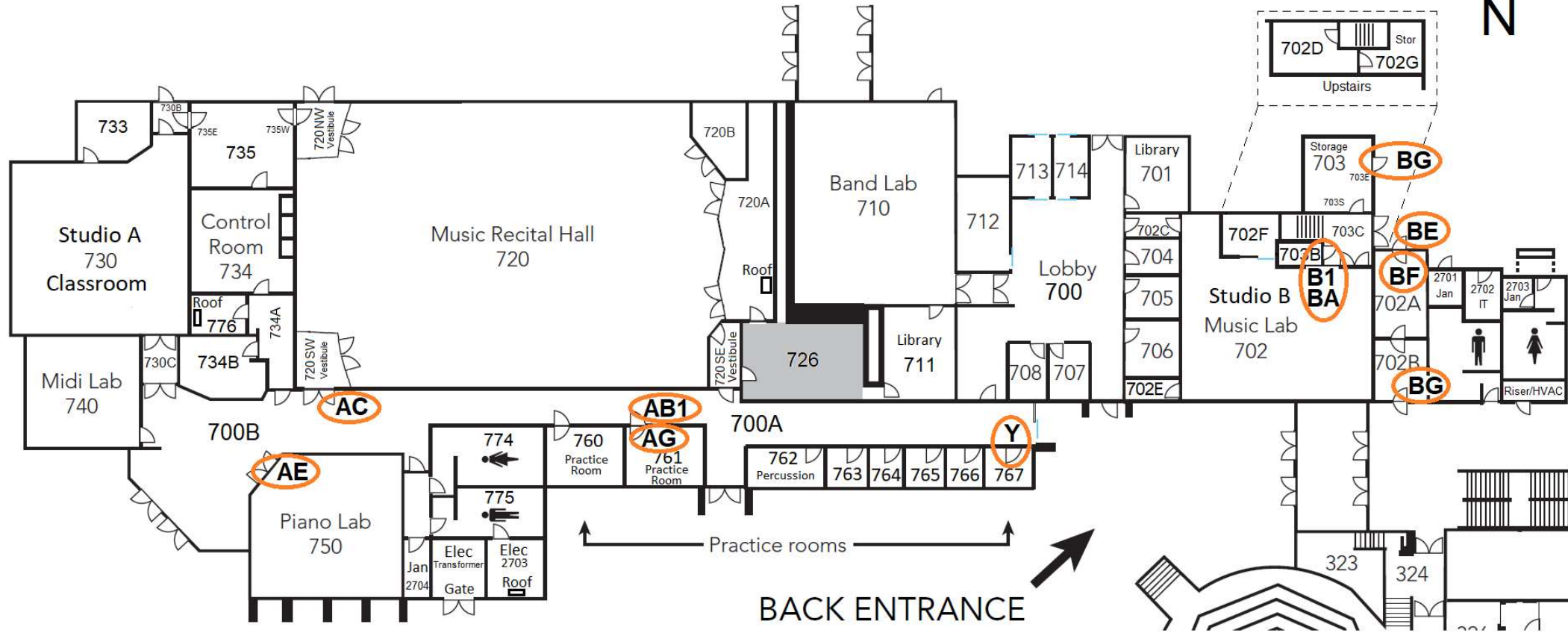
- Stefan to give an overall review of project scope.
- Review project site per attached job walk maps.

XIV. MISCELLANEOUS

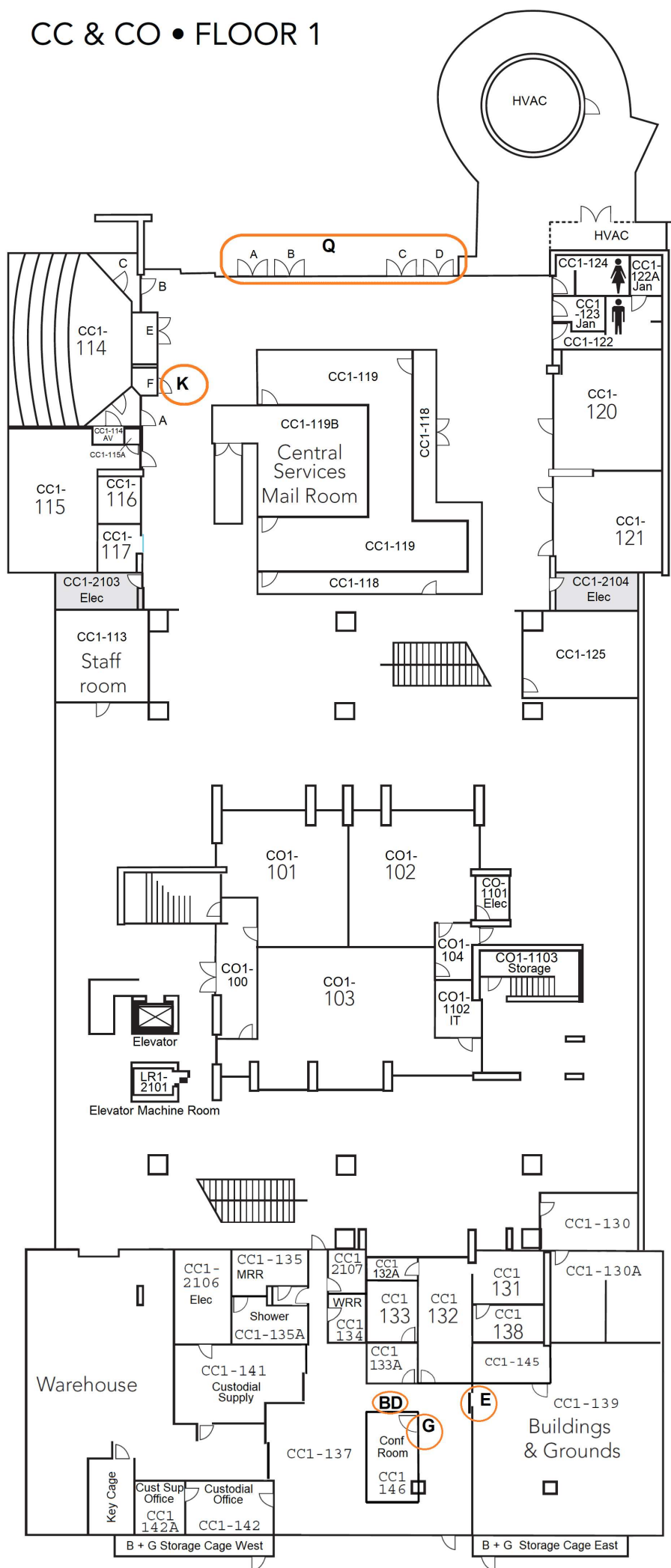
Job Walk Tour Path:

- Start at Parking Lot C
- To CC3 Music
 - MU-750 – Von Duprin Concealed Vertical Rod cylinder swap 11 – AD/AE
 - MU-720 – CorbinRusswin Non-IC lever to IC lever 51 – J1-2-3/N1-2-3/AB1-2-3-/AK2
 - MU-720 Vestibule – Von Duprin Rim cylinder swap 25 – AC/AF
 - MU-761 – Practice Rooms – Double doors 2 – AB1/AG(2)
 - MU-767 – Practice Rooms – Mortise cylinder swap 6 – Y
 - MU-703B – Remove Deadbolt/cover and replace Schlage knob with Corbin/Russwin Lever 7 – BA
 - MU-703 – Corbin/Russwin knob to Corbin/Russwin Lever 88 – B1-5/R1-3
 - MU-702A/B – Thick doors 6 – BF/BG
- To CC3 Nursing
 - CC3-343 – Reception desk sliding screen/pocket door 3 – AI
- Buildings & Grounds office (CC1)
 - Shop – Sliding gate lock 7 – E
 - Breakroom – AdamsRite lock 35 – G/AV(2)
 - B&G office – Intelligent Key Cabinet 1 – BD
- To CC1 north
 - Paper towel dispenser storage – Corbin Deadbolt 9 – K
 - North Entry Doors – Russwin ED7000 rim cylinder retrofit 20 – Q
- To Core Stairs/Elevator to 3rd floor
- To SS/Quad elevator (3rd to 1st floor) to KAC
 - KAC (Northeast outside) Transformer – padlock 59 – W
 - KAC-135R Roof hatch inside Boiler Room – Roof hatch padlock 189 – AN/AT
 - KAC-138 – Rollup switch 11 – AG
 - KAC-101D – Display cases 4 – AV(4)
- To SU1
 - SU-124 – Servery Bifold door 4 – AV(4)
- To MA1
 - MA-South Exit – ALK dummy cylinder 1 – BB
- End at Lot C

CC3 Music and Recording Arts

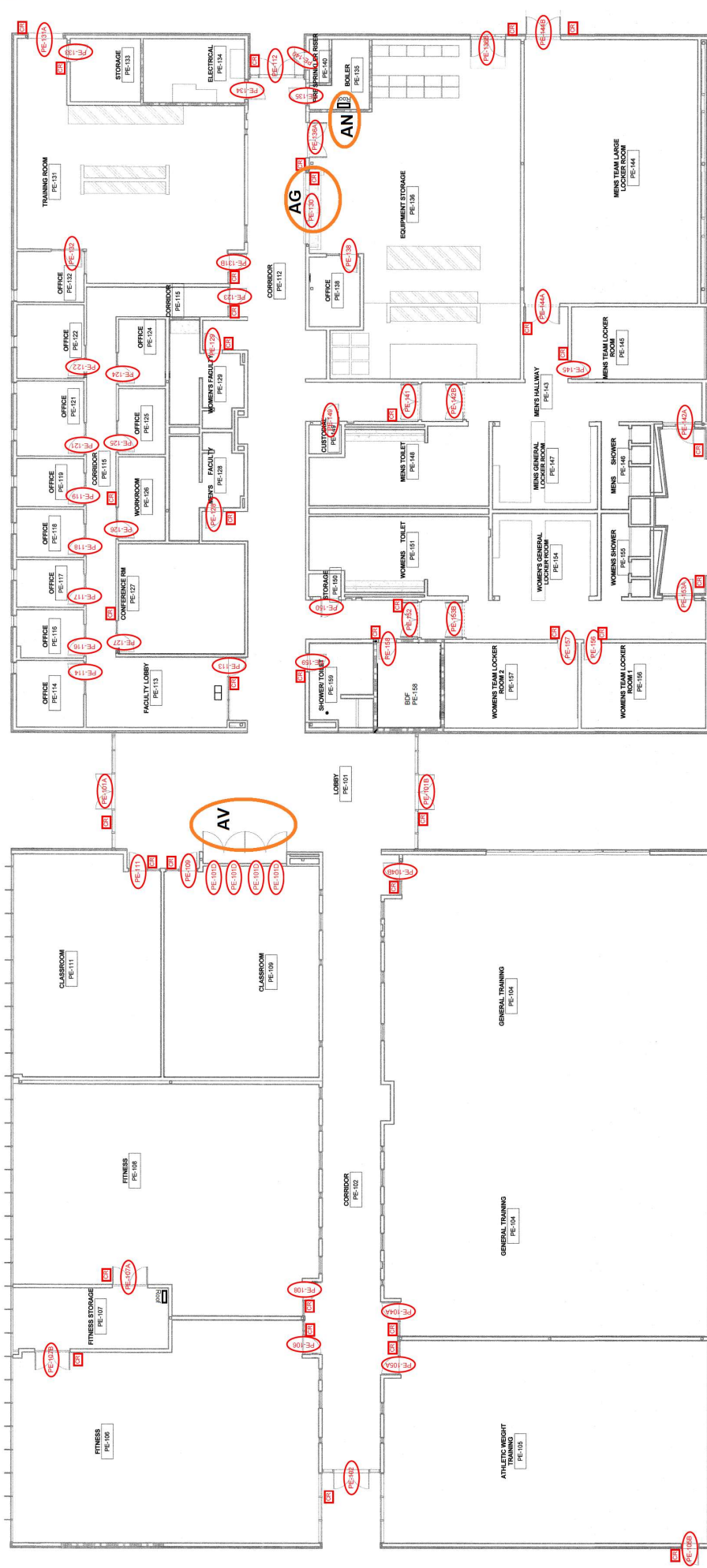


CC & CO • FLOOR 1

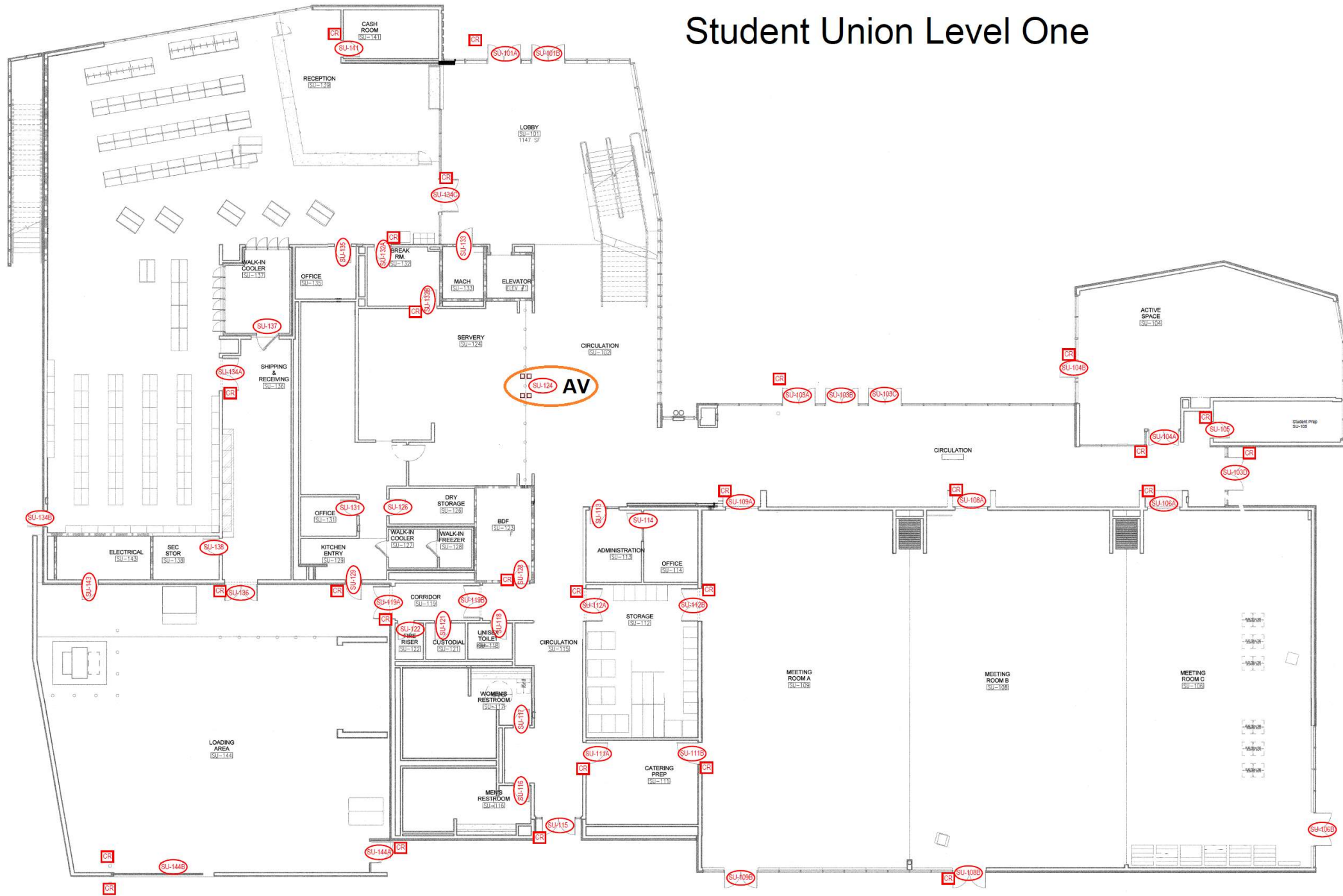




KAC



Student Union Level One



Math Building Level 1

